


**Series 2, gas hob, 60 cm, Tempered glass, Black
POP6C6O12M**



Included accessories
1 x cross support for espresso


**The gas hob with side-mounted controls:
the desired cooking zones can be
conveniently operated from the side.**

- Four powerful gas burners allows you to cook multiple dishes with a full range BTU performance.
- **Surface colour:** elegant black tempered-glass design.

Technical Data

Product name/family : gas hob w integrated controls
Construction type : Built-in
Energy input : Gas
Total number of positions that can be used at the same time : 4
Type of control setting devices : cylindrical knobs
Min. required niche size for installation (HxWxD) : 45 x 560-560 x 480-490 mm
Width of the appliance : 590 mm
Dimensions of the packed product (HxWxD) : 151 x 571 x 622 mm
Net weight : 10.7 kg
Gross weight : 11.5 kg
Residual heat indicator : without
Location of control panel : Hob lateral
Basic surface material : Tempered glass
Color of surface : Black
Length electrical supply cord : 150 cm
Knob Material : Plastic
Sealed Burners : No
Power of heating element (kW) : 3 kW
Power of 3rd heating element (kW) : 1.75 kW
Power of 5th heating element (kW) : 1.75 kW
Connection Rating : 1 W
Gas connection rating : 7500 W
Fuse protection : 3 A
Voltage : 220-240 V
Frequency : 50; 60 Hz
Main colour of product : Black
Energy input : Gas
Gas type : Liquidgas G30,31 28-30/37 mbar
Alternative gas type : Nat gas H/E/(L) 20 (25) mbar
Plug type : GB plug
Appliance Dimensions (h x w x d) (in) : + x x
Dimensions of the packed product : 5.94 x 24.48 x 22.48
Net weight : 24.000 lbs
Gross weight : 25.000 lbs
Total number of positions that can be used at the same time : 4
Length electrical supply cord : 150 cm
Min. required niche size for installation (HxWxD) : 45 x 560-560 x 480-490 mm
Dimensions of the packed product (HxWxD) : 151 x 571 x 622 mm
Net weight : 10.7 kg
Gross weight : 11.5 kg

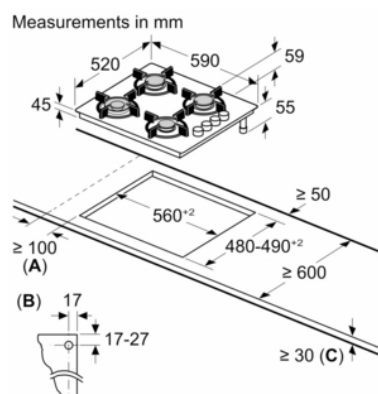




**Series 2, gas hob, 60 cm, Tempered glass,
Black
POP6C6O12M**

**The gas hob with side-mounted controls: the
desired cooking zones can be conveniently
operated from the side.**

**Series 2, gas hob, 60 cm, Tempered glass,
Black
POP6C6012M**



A: Min. distance from the hob cut-out to the wall

Check user manual for more wall distance details

B: Position of gas connection in the cut-out

C: With fitted oven underneath possibly more; see space requirements for the oven

