

## Series 6, built-in fridge, 177.5 x 56 cm, flat hinge KIR81AF30M



### Included accessories

2 x egg tray

- Containers on telescopic rails slide smoothly and safely out of the appliance.
- **LED light:** illuminates the refrigerator evenly without glare, lasts for the life of the appliance.
- **EasyAccess Shelf:** retractable glass shelf for convenient loading and unloading and a perfect view.
- **VarioShelf:** space for bottles and bowls with sectioned glass shelves that can be separated and slid underneath.
- Power ventilation with activated carbon fresh air filter

### Technical Data

Gross weight : 162.000 lbs  
 Built-in / Free-standing : Built-in  
 Number of compressors : 1  
 Number of independent cooling systems : 1  
 Width of the appliance : 558 mm  
 Height : 1772 mm  
 Depth of the product : 545 mm  
 Net weight : 68.7 kg  
 Min. required niche size for installation (HxWxD) : 1775.0 x 560 x 550 mm  
 Door panel options : Not possible  
 Door hinge : Right reversible  
 Number of Adjustable Shelves in fridge compartment : 6  
 Shelves for Bottles : Yes  
 Frost free system : No  
 Interior ventilator : Yes  
 Reversible Door Hinge : Yes  
 Length electrical supply cord : 230 cm  
 Noise level : 37 dB(A) re 1 pW  
 Multi-Flow Air Tower : No  
 Economy setting : No  
 Cold technology : 1 compressor/1 cold circuit  
 Fast cooling switch : Yes  
 Temperature Controlled Drawer : No  
 Humidity Control Drawer : Yes  
 Number of Door Bins - Refrigerator : 5  
 Door bin adjustability - Refrigerator : No  
 Tilt-out door bins in fridge : Yes  
 Gallon Storage : Yes  
 Number of Gallon storage : 2  
 No. of shelves in fridge : 7  
 Motorized Shelf : No  
 Material of the shelves : Glas, plastic  
 Door opened indicator freezer : No  
 Connection Rating : 90 W  
 Fuse protection : 10 A  
 Voltage : 220-240 V  
 Frequency : 50 Hz  
 Energy efficiency rating : A++  
 Energy consumption annual - NEW (2010/30/EC) : 116.00 kWh/annum  
 Refrigerator Net capacity - NEW (2010/30/EC) : 319 l  
 Freezer Net capacity - NEW (2010/30/EC) : 0 l  
 Frost free system : No  
 Freezing capacity) - NEW (2010/30/EC) : 0 kg/24h  
 Door panel options : Not possible  
 Installation typology : Full-integrated  
 Noise level : 37 dB(A) re 1 pW  
 Energy Star Qualified : No  
 Plug type : GB plug  
 Required cutout/niche size for installation (in) : x x  
 Dimensions of the packed product : 72.45 x 24.01 x 25.19  
 Net weight : 151.000 lbs  
 Included accessories : 2 x egg tray



## **Series 6, built-in fridge, 177.5 x 56 cm, flat hinge KIR81AF30M**

---

### **Dimension and installation**

### **Main Features**

- Easy Installation

#### **Performance and consumption**

- Energy Efficiency Class: No
- Total capacity: 321 litres
- Airborne acoustical noise emissions: 37 dB dB(A) re 1 pW
- Climate Class SN-T

#### **Design**

#### **Comfort and Safety**

- 7 segment electronic control
- Constant temperature by intelligent sensor technology
- Automatic defrost in fridge section
- Supercool function with automatic deactivation
- Acoustic warning system

#### **Fridge Section**

- Capacity refrigeration zone: 321 litres
- 7 safety glass shelves (6 height adjustable), of which Base plates, 2 glass plates extendible
- 6 door bins, there of 1x dairy compartment

#### **Freshness System**

#### **Dimensions**

- Dimensions: H 177.2 cm x L 55.8 cm x D 54.5 cm
- Gross capacity, total: 321 l
- Gross capacity cooling 321 l

#### **Technical Information**

- Door right hinged, reversible Door
- Connection load: 90 W
- Rated Voltage 220 - 240 V

#### **Accessories**

- bottle holder

#### **Highlights**

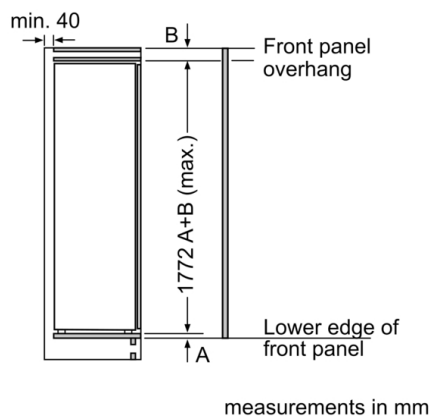
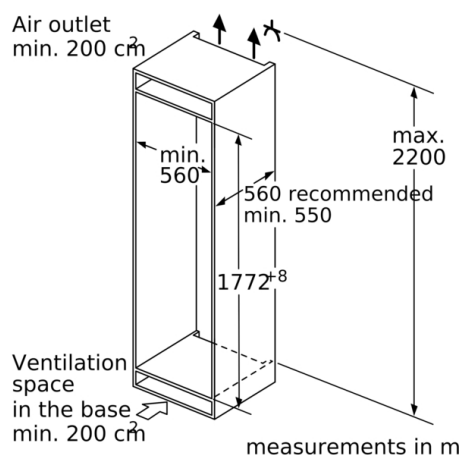
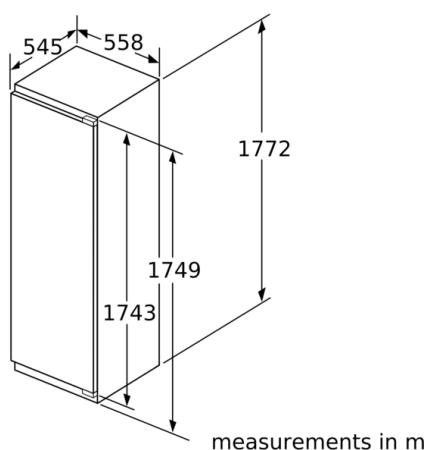
- 1cont. hydrofresh w tel. rails - keeps fruit and vegetables up to 2 x longer fresh!
- Vario shelf - individually variable for ideal use of space
- Easy access shelf - easy access and everything in sight
- touch control - enduring elegance - perfectly under control!

#### **Country Specific Options**

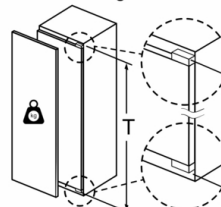
- Based on the results of the standard 25-hour test. Actual consumption depends on usage/position of the appliance.

#### **Environment and Safety**

## Series 6, built-in fridge, 177.5 x 56 cm, flat hinge KIR81AF30M



Maximal permissible weight of the unit fronts



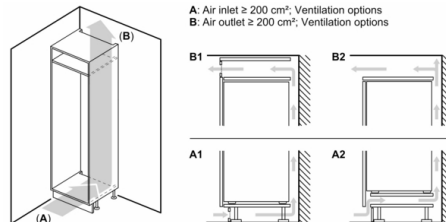
Fitted kitchen unit doors that exceed the permissible weight may cause damage and result in functional impairment of the hinges.

T: Includes height of appliance door	undamped hinge,	damped hinge,
Hinges in mm:	Door in kg:	Door in kg:
1500-1750	22	22

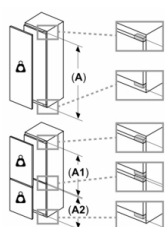
measurements in mm  
Recommended gap dimensions for flat hinges

F	R	X
16-19	0-3	2.5
20	0-1	3
21	2-3	2.5
22	0-1	3
	2-3	2.5
	0	4
	1	3.5
	2-3	3

The gap dimensions recommended in the table must be adhered to in order to ensure that appliance doors do not collide with anything when they are opened, and to avoid causing damage to kitchen units.



## Series 6, built-in fridge, 177.5 x 56 cm, flat hinge KIR81AF30M



### Maximal permissible weight of the unit fronts

Fitted unit fronts that exceed the permissible weight may cause damage and result in functional impairment of the hinges

**A:** Weight

**A1:** Appliance door height including hinges in mm

**B:** Undamped hinge, unit front in kg

**C:** Damped hinge, unit front in kg

**D:** Additional possible load in kg with heavy load kit

A	B	C	D
1500-1750	22	22	
720-1400	19	19	B+5 / C+5
A1	15	19	
A2	15	19	